

# Direct. Power.

Direct Power's Complete Line of Deep Cycle Batteries.




# **DIRECT POWER**



## **DIRECT POWER**

**DEEP CYCLE BATTERY**

Fabriqu  par / Mfg by Crown Battery Manufacturing Co. • Fremont, Ohio • Made in the USA



# People Who Put Performance Above Everything Else.

The Power. The Performance. The Productivity. The Best.

**S**ince 1972 Direct Power has responded to the "power" challenges and individual needs of industry leaders with the best available products and services in the field of heavy-duty commercial deep cycle batteries. A company-wide dedication to quality control and continual improvement has earned Direct Power the highest quality and service rating in the industry.

An important part of Direct Power's long-term commitment includes creating value for our customers. That means partnering with our customers in North America – and around the world – to deliver advanced power solutions that give them the competitive edge. We

strive to earn a reputation as a *partner of choice* and *deep cycle supplier of choice* in the global marketplace.

## A Direct Power Battery For Every Application

1. Off-Grid Power Systems
2. Floor Care Equipment
3. Manlift & Access Equipment
4. Traffic Management Systems
5. Golf Cart & Electric Vehicles
6. Aerial Work Platforms
7. Industrial Cleaning Equipment
8. Material Handling Systems



24DC36



27DC36



31DC36



SG-6



SG-J185H



SG-2-S,UT



# We Put More Into Our Deep Cycle Batteries...

## So You Can Get More Out of Them... More Performance, More Productivity with Less Maintenance.

### Nobody builds them like Direct.

Nobody. Because no one else invests in the heaviest, thickest plates in the industry. Ours are over 10% thicker than our competitors. Combine that with our proprietary POWEReye™ and our low-maintenance container – features that make battery maintenance predictable and efficient – and you've got a battery that's going to last longer and perform like no other.

- **Rigid Connectors**

Heavy-duty TTP, COS and Post connectors deliver maximum electrical efficiency and durability.

- **X-TEND Container Design**

X-Tend provides more electrolyte above the battery plates so batteries can perform longer between watering intervals, lowering preventive maintenance costs and improving overall ROI on your Direct Power purchase.

- **Heavy-Duty Construction**

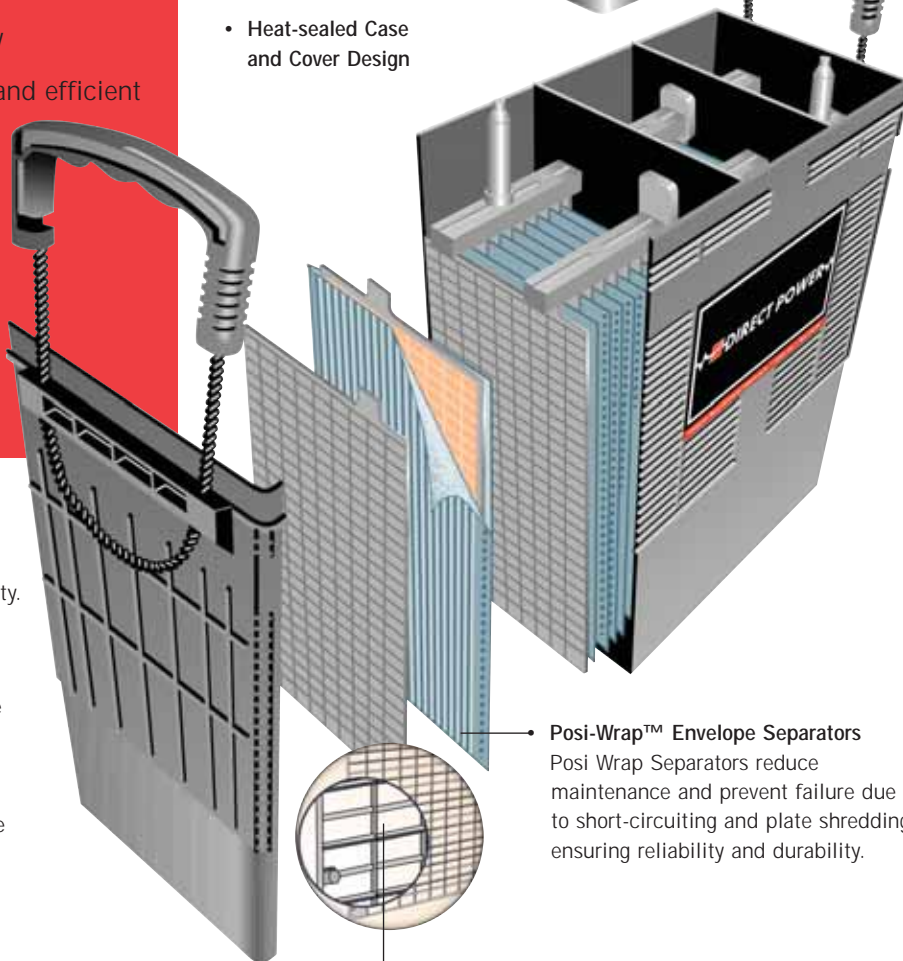
Direct deep cycle batteries are the heavyweight of the industry. More weight means more lead, which translates into a battery that will work and last longer.



#### POWEReye™

No mess, no guess system for inspecting electrolyte levels that signals when watering is required.

- **Heat-sealed Case and Cover Design**




#### Posi-Wrap™ Envelope Separators

Posi Wrap Separators reduce maintenance and prevent failure due to short-circuiting and plate shredding, ensuring reliability and durability.

- **Z<sup>3</sup> Plate Construction**

Direct's Z<sup>3</sup> design combines three integrated features for superior performance and durability.

- Our signature "Diamond Z" grid architecture
- An inset lug position
- Our revolutionary "Life Plus™" active paste material



SG-3-S,UT SG-T125-S,UT SG-T145 SG-4 SG-250P SG-5 SG-J305H SG-7 SG-L16H



# Direct Power 6, 8 & 12 Volt Heavy Duty Deep Cycle Batteries

## Deep Cycle Product Specifications

Model Number	Electrical Capacity Ratings		Physical Specifications							
	Amp Hour Capacity	RC Minutes	Inches			Millimeters			Weight	
	20 Hr Rate	@ Amps	L	W	H	L	W	H	Lbs	Kg
Deep Cycle 6 & 8 Volt										
SG-2-S,UT	200	105@75	10.25	7.13	10.50	260	181	267	61	27.7
SG-3-S,UT	225	115@75	10.25	7.13	10.50	260	181	267	64	29.1
SG-T125-S,UT	235	125@75	10.25	7.13	10.50	260	181	267	66	30.0
SG-T145	245	145@75	10.25	7.13	11.50	260	181	292	72	32.7
SG-4	250	140@75	11.75	7.19	11.25	298	183	286	67	30.5
SG-250P	275	155@75	11.75	7.19	11.25	298	183	286	72	32.7
SG-5	305	175@75	12.19	7.19	14.50	310	183	386	96	43.6
SG-J305H	325	196@75	12.19	7.19	14.50	310	183	368	105	47.7
SG-7	350	210@75	12.19	7.19	16.50	310	183	419	113	51.4
SG-L16H	395	225@75	12.19	7.19	16.50	310	193	419	121	55.0
SG-T875	165	85@75	10.31	7.13	11.13	262	181	283	64	29.1
Deep Cycle 12 Volt										
24DC	75	110@25	11.13	6.75	9.38	283	171	238	44	20.0
24DC36	85	140@25	11.13	6.75	9.38	283	171	238	49	22.3
27DC/SG-8	105	130@25	13.13	6.75	9.38	334	171	238	51	23.2
27DC36	115	170@25	13.13	6.75	9.38	334	171	238	58	26.4
31DC36	140	200@25	13.13	6.88	9.38	334	175	238	67	30.4
SG-6	185	95@75	15.50	7.00	14.50	394	178	368	121	55.0
SG-J185H	210	110@75	15.50	7.00	14.50	394	178	368	131	59.5

Because Direct Power is continually improving its products, specifications are subject to change without notice.



### Power Battery & Truck Parts:

926 Market Street  
Paterson, NJ 07513  
800-875-0073

475 Rt 17A  
Florida, NY 10921  
800-648-7693

230 Pioneer Drive  
Williston, VT 05495  
800-966-4135

800 Aubry Street  
St-Jean-sur-Richelieu, Quebec  
J3B 2H7 Canada  
450-346-4558

### Batterie Universelle

6290 Des Grandes Prairies  
St Leonard, Quebec  
H1P 1A2 Canada  
514-322-3311

